

**AGENDA
Tompkins County Board of Health
Rice Conference Room
Tuesday, October 27, 2020
12:00 Noon
Via Zoom**

Live Stream at Tompkins County YouTube Channel:

<https://www.youtube.com/channel/UCkpJNVbpLLbEbhoDbTIEgSQ>

- Noon I.** Call to Order
- 12:01 II.** Privilege of the Floor – Anyone may address the Board of Health (max. 3 mins.)
- 12:04 III.** Approval of September 22, 2020 Minutes (2 mins.)
- 12:06 IV.** Financial Summary (9 mins.)
- 12:15 V.** Reports (15 mins.)
- | | |
|-------------------------------|----------------------------------|
| Administration | Children with Special Care Needs |
| Health Promotion Program | County Attorney’s Report |
| Medical Director’s Report | Environmental Health |
| Division for Community Health | CSB Report |
- 12:30 VI.** New Business
- 12:30** ***Environmental Health*** (5 mins.)
Administrative Actions:
- 12:30** **Enforcement Actions:**
- 12:30** **Adjournment**

DRAFT

MINUTES
Tompkins County Board of Health
September 22, 2020
12:00 Noon
Virtual Meeting via Zoom

Present: Melissa Dhundale, MD; David Evelyn, MD; Ravinder Kingra; Edward Koppel, MD; Susan Merkel; Janet Morgan, Ph.D.; and Christina Moylan, Ph.D., President

Staff: Liz Cameron, Director of Environmental Health; Brenda Grinnell Crosby, Public Health Administrator; Samantha Hillson, Director of Health Promotion Program; Frank Kruppa, Public Health Director; Greg Potter, ITS Director; Adriel Shea, Public Health; Deb Thomas, Director of Children with Special Care Needs; Shelley Comisi, Administrative Assistant; and Karan Palazzo, LGU Administrative Assistant

Excused: William Klepack, MD, Medical Director

Call to Order: Dr. Moylan called the regular meeting of the Board of Health (BOH) to order at 12:01 p.m.

Privilege of the Floor: Mr. Vorhis addressed the floor with an apology for the issue at hand. Mr. Vorhis stated he has been out of work due to COVID and experienced financial hardships and medical issues. Ms. Black thanked Mr. Vorhis for his attendance, and the Board will review his request to waive the sewage permit application fee in light of his situation.

Approval of August 25, 2020 Minutes: Dr. Koppel moved to approve the minutes of the August 25, 2020 meeting as written, seconded by Dr. Dhundale. The vote to approve the minutes as written was unanimous; motion carried.

Financial Summary: Ms. Grinnell Crosby referred to the 2020/7th month financial report summary included in the packet. Ms. Crosby had nothing more to add.

Administration Report: Mr. Kruppa reported that three people are needed for the nominating committee for Dr. Morgan's seat as her term is ending December 31, 2020. Press releases will go out for applicants to begin the process.

Dr. Morgan stated her seat is one of the at large seats, and candidates can come from anywhere in the county.

Question from Dr. Koppel regarding candidates needing a nursing or healthcare background. Mr. Kruppa responded that it is unnecessary; it is an only-at-large seat as the only requirement is to have three physicians on the Board, which have been filled. Anyone eighteen or older and a county resident can serve.

DRAFT

Ms. Black, Dr. Moylan and Dr. Dhundale volunteered for the nominating committee.

COVID Updates:

Mr. Kruppa reported there are 20 active cases.

Cornell University: Mr. Kruppa reported a spike in cases related to a cluster of about 130 Cornell students, of which about 45 ended up positive. As we identified close contacts, through contact tracing, quarantined them, many of the positives that resulted were in mandatory quarantine. Mr. Kruppa complimented Cornell Health and the larger Cornell in helping get them into isolation and making this successful. Cornell is surveillance testing between five and six thousand a day, with the relationship between Cornell and CMC remaining strong.

Grades K-12: Mr. Kruppa reported that Dr. Dhundale has been in the middle of trying to help the school districts understand the guidance from DOH as it is challenging. The guidance requires the students to return to school and must meet all three criteria; a negative test, an evaluation documented by a health care provider and a resolution of symptoms. So, all three requirements must be met before a student can return to school. Mr. Kruppa stated another related issue is of siblings and household members and when they can return to school, but we will only require a negative test and not the same high standard. Clarification will be forthcoming. With seven districts, guidance for New York State Education and New York State Department of Health is not the same, so we do our best to clarify and support it. Dr. Dhundale added that the requirement has been very challenging as some students' providers are writing notes to go back to school, and others are not and the accessibility to health care. Dr. Dhundale requested people to call Governor Cuomo and Mr. Zucker to remove the note requirement; it would benefit children from being out of school unnecessarily.

Dr. Koppel commented and complimented how good the system worked with the Tompkins County Health Department and Cornell Health in managing people in isolation and quarantine and appreciated Dr. McQueen's guidance with the very sick.

Health Promotion Program Report: Ms. Hillson, Director of Health Promotions, reported no updates to her report. She added that a drought advisory press release is forthcoming this afternoon and actively working on additional flu promotions with Dr. Klepack airing public service announcements over the radio and paid advertisements.

Medical Director's Report: Dr. Klepack was not present, but Dr. Moylan encouraged everyone to read his extensive report included in the packet.

Question from Dr. Koppel regarding the official isolation period. Mr. Kruppa responded they have worked with the ten days as a general release dependent upon the individual's underlying conditions and later symptomology severity. For most, it has been ten days, but it can be longer for some based on their situation.

Ms. Black took over the meeting as Ms. Moylan had to leave.

Division for Community Health Report: Mr. Kruppa announced Ms. Claire Espey was selected to fill the Director of Community Health position and is currently in the Democratic Republic of Congo. For the last ten years, she's been working in East Africa on everything from maternal and child care programs to drinking water supply systems. Ms. Espey holds a Master of Public Health degree from Columbia University, where she was a program director at Columbia Post Graduate for four years. Ms. Espey's start date is November 30th.

Children with Special Care Needs Report: Ms. Thomas apologized that she could not supply a report due to the spike in COVID cases, as the staff was involved with case investigations. We are currently working on early intervention pre-school special education classes; two of them restarted at the beginning of September and seemed to be going well.

County Attorney's Report: Mr. Wood was not present.

Environmental Health Report: Ms. Cameron also apologized that she could not supply a report as they were involved with COVID spike issues. Ms. Cameron reported they worked with Ms. Hillson on the water conservation press release and coordinate with the three big water suppliers on the drought conditions. The county is in a moderate drought, and EH meets every two weeks with the water suppliers to discuss concerns and check the status. Ms. Cameron noted that one improvement since the 2016 drought is that the city has its full plant up and running, which increases the amount of water they can produce. She shared that EH is currently reviewing applications and adjusting workloads to replace a public health sanitarian, Kate Walker, who recently resigns. Ms. Cameron noted they are doing little regular Environmental Health work, mainly in the sewage work program. Most of the work focuses on COVID complaints and COVID-related inspections at facilities.

Ms. Black about the number of calls for retail providers that have people not wearing masks. Ms. Cameron stated she will have to check the numbers but believes it has been a general decrease in calls.

Report on the Community Services Board Meeting: Mr. Kruppa reported last month's meeting focused on the 2021 budget. Based on Mr. Kruppa's recommendation, County Administrator Jason Molina recommended in the 2021 County budget to close Health Homes. Health Homes is a DOH based subcontract from Health Homes of New York, which the county has been subsidizing since 2013 when it first came into existence and transitioned from case management. The model was not designed for us to be financially sustainable for the work needed. Health Homes will contract with another agency to provide these services in Tompkins County. It will impact ten employees, and Tompkins County has committed to providing full-time employment to seven employees somewhere else within the county government.

Derrick Vorhis Request to Waive Sewage Permit Application Fee, 974 Ridge Road, T-Lansing: Dr. Koppel moved to accept the request for the waiver as written; seconded by Ms. Merkel.

Ms. Cameron explained that the property owners have a failed sewage system and have requested the sewage system permit fee be waived due to financial difficulties. EH supports this request. In response to a question from Ms. Merkel, Ms. Cameron stated that EH first needs to issue the sewage system permit. If other difficulties arise, they will be dealt with at that time. Mr. Shea added that EH supports waiving the fee so the owner will have more resources to put towards necessary rental equipment or hire a contractor. Dr. Koppel asked if a new permit is needed. In this case, Ms. Cameron responded that a new permit was required. Ms. Black suggested Mr. Vorhis give Tompkins Community Action a call for assistance.

The vote to approve the waiver was unanimous.

Administration: Mr. Kruppa reported the nominating committee was established, including Ms. Black, Dr. Moylan, and Dr. Dhundale. Mr. Kruppa shared that strategic planning restarted, and representatives from the two boards met with the consultants. The staff meeting between the two groups is this week. Mr. Kruppa clarified that there is not an expectation that the strategic plan will come to the boards for a final vote of the draft. The strategic plan is operational and has an operational component but asks the Board through their representatives to be advisory to the staff committee developing the plan. Communication with the Boards about the process and what unfolds allows the Board to weigh in.

Adjournment: Ms. Merkel moved to adjourn the meeting, seconded by Mr. Kingra; meeting adjourned at 12:39 p.m.

Board of Health
October 27, 2020
Financial Report

September 2020 / Month 9

The department continues to monitor impacts of the pandemic on the budget. Departmental spending has been restricted to routine expenses. Grant claims for third quarter spending are in process. Overall revenues are tracking lower than usual due to the pandemic.

COVID grant funding has not been put on the books yet thus expenditures in department 4010 appear inflated.

Tompkins County Financial Report for Public Health

Percentage of Year 75.00%

	Expenditures			Revenues			Local Share		
	Budget	Paid YTD	%	Budget	YTD	%	Budget	TD	%
4010 PH ADMINISTRATION	1,249,770	1,018,338	81.48%	133,522	69,463	52.02%	1,116,248	948,875	85.13%
4011 EMERGING LEADERS IN PH	43,551	16,390	37.63%	43,551	0	0.00%		16,390	
4012 WOMEN, INFANTS & CHILDREN	550,812	377,559	68.55%	550,812	321,003	58.28%		56,556	
4013 OCCUPATIONAL HLTH.& SFTY.	110,313	79,458	72.03%	0	0	0.00%	110,313	79,458	72.03%
4015 VITAL RECORDS	76,626	52,153	68.06%	108,000	70,767	65.53%	-31,374	-18,614	59.33%
4016 COMMUNITY HEALTH	1,610,839	1,021,480	63.41%	371,214	169,267	45.60%	1,239,625	852,213	71.06%
4018 HEALTHY NEIGHBORHOOD PROG	172,368	110,078	63.86%	172,368	70,978	41.18%		39,100	
4047 PLNG. & COORD. OF C.S.N.	1,427,818	1,066,423	74.69%	383,223	246,243	64.26%	1,044,595	820,180	79.17%
4048 PHYS.HANDIC.CHIL.TREATMNT	8,000	0	0.00%	4,000	0	0.00%	4,000	0	
4090 ENVIRONMENTAL HEALTH	1,761,351	1,229,095	69.78%	588,490	327,743	55.69%	1,172,861	901,352	77.23%
4095 PUBLIC HEALTH STATE AID	0	0	0.00%	1,269,389	825,847	65.06%	-1,269,389	-825,847	65.06%
Total Non-Mandate	7,011,448	4,970,974	70.90%	3,624,569	2,101,311	57.97%	3,386,879	2,869,663	84.73%
2960 PRESCHOOL SPECIAL EDUCATI	5,868,647	2,743,565	46.75%	3,737,762	871,243	23.31%	2,130,885	1,872,321	87.87%
4017 MEDICAL EXAMINER PROGRAM	276,942	179,419	64.79%	0	2,916	0.00%	276,942	176,503	82.12%
4054 EARLY INTERV (BIRTH-3)	655,000	300,700	45.91%	318,500	319	0.10%	336,500	300,381	89.27%
Total Mandate	6,800,589	3,223,683	47.40%	4,056,262	874,478	21.56%	2,744,327	2,349,206	85.60%
Total Public Health	13,812,037	8,194,657	59.33%	7,680,831	2,975,788	38.74%	6,131,206	5,218,869	85.12%

BALANCES (Includes Encumbrances)

NON-MANDATE	Available Budget	Revenues Needed	MANDATE	Available Budget	Revenues Needed
4010 Administration	230,074	64,059	2960 Preschool	3,125,082	2,866,519
4012 WIC	159,811	229,809	4054 Early Intervention	354,300	318,182
4013 Health & Safety	30,855	0	4017 Medical Examiner	46,590	-2,916
4014 Medical Examiner	0	0		<u>3,525,973</u>	<u>3,181,784</u>
4015 Vitals	24,473	37,233			
4016 Community Health	560,709	201,947			
4018 Healthy Neighborhood	62,290	101,390			
4047 CSCN	354,597	136,980			
4048 PHCP	8,000	4,000			
4090 Environmental Health	527,864	260,747			
4095 State Aid	0	443,542			
	<u>1,958,673</u>	<u>1,479,707</u>			

Total Public Health Balances	
Available Budget	Revenues Needed
<u>5,484,645</u>	<u>4,661,492</u>

HEALTH PROMOTION PROGRAM – September 2020

Samantha Hillson, Director, PIO
Ted Schiele, Planner/ Evaluator
Susan Dunlop, Community Health Nurse
Diana Crouch, Healthy Neighborhoods Education Coordinator
Pat Jebbett, Public Health Sanitarian HNP

HPP staff strive to promote health equity and address underlying determinants of health, including but not limited to, health care access, health literacy, housing quality and environmental conditions, and food insecurity. We do this through education and outreach, community partnerships, home visits, public communication and marketing, and policy change.

Highlights

- COVID-19 has been the primary focus. The most recent County COVID-19 timeline can be found [here](#). The Health Department [homepage](#) has recent updates about COVID-19 and a table with daily data for our County.
- Health Promotion staff continue to support the Emergency Operations Center (EOC) with communications and public information.
- HPP staff are primarily working remotely. The Healthy Neighborhoods Program restarted on June 1 with virtual home visits and contactless drop off of supplies.
- Our colleague **Pat Jebbett** retired in September. Pat has been at the Health Department for well over 30 years, and working with us in the Healthy Neighborhoods Program for the last five years. Her energy, passion, and capacity for friendship were second to none. Thank you Pat, for all you have done for the Health Promotion Program, for the Health Department, and for the residents of Tompkins County. You will be missed.

Community Outreach

We worked with these community groups, programs, and organizations during the month

Groups, Programs, Organizations	Activity/Purpose	Date
Ithaca City School District	Health Presentation for families: <ul style="list-style-type: none">• Health Ins.: https://youtu.be/XI730WJBuX8• Primary Care: https://youtu.be/XrLETTK9dgA• Telehealth: https://youtu.be/8ue_dJRfacQ	9/30
Office of Human Rights	Planning and Coordination of monthly forums on topics including racial equity, bias, addiction, and isolation during the pandemic.	9/10, 9/25, 9/29
Childhood Nutrition Collaborative	Collective Impact, project of Cradle to Career, Steering Committee and board	9/4, 9/11,

	meetings. Healthiest Cities and Counties Challenge (HCCC) action plan and hiring process for coordinator. Technical assistance meetings with NACo (National Association of Counties)	9/18, 9/25
Health Planning Council	Advisory Board	9/14
Office for the Aging	Advisory Board	9/28
Cornell University – Dyson School	Course: Racial Equity in Organizations, working with two student groups on projects	ongoing
Influenza Vaccine Awareness	Flu shot promotion and paid advertising: TCAT bus ads, newspaper, radio, car magnets, social media	ongoing

Community Health Assessment (CHA) & Community Health Improvement Plan (CHIP)

- CHIP regroup meetings, reviewing interventions, determining a process that uses a health and racial equity lens to look at each intervention and how to collect data for health equity. Includes regular, ongoing discussion with steering committee members Lara Parrilla (CHP/Cornell MPH), Julia Ressler (CMC/RHETC (Rural Health Equity Teaching Collaborative), Dr. Christina Moylan (BOH and Ithaca College).
- Planning begun for reconvening full Steering Committee in early to mid October.

Healthy Neighborhoods Program

- HNP Staff worked with EH on COVID-19 inspections of gyms and fitness centers
- Canvassed First Street, Ithaca, Green Acres MHP, Outreach to First Baptist Church Ithaca, Downtown Ithaca Children's Center, HNP provided products and information for a William George Agency class on home safety
- Canvassed North Street, Dryden and part of Little Creek MHP, flyers to blue food pantries, Distributed Covid-19 information and masks on HNP visits, appears as though asthma cases are up this past quarter, gave cleaning products and disinfecting information to family that was in quarantine.

September 2020

HEALTHY NEIGHBORHOODS PROGRAM	MONTH	YTD 2020	August 2019	TOTAL 2019*
# of Initial Home Visits (including asthma visits)	18	191	29	408
# of Revisits	5	76	11	132
# of Asthma Homes (initial)	6	49	4	55
# of Homes Approached	51	429	195	784

*Covers the calendar year (January - December); the HNP grant year is April-March.

Tobacco Free Tompkins

- Tobacco-Free property signs delivered to the Town of Ithaca
- Continue to maintain statewide Google Group for the ATFC grant

Media, Website, Social Media

- COVID-19 press releases and website updates:
 - [COVID19 2020-09-02 Health Alert: Health Department Announces 25 Positive Cases](#)
 - [COVID19 2020-09-02 Positive COVID-19 Case at The Boatyard Grill](#)
 - [COVID19 2020-09-04 Health Alert Second Boatyard Grill Employee Tests Positive for COVID-19](#)
 - [COVID19 2020-09-04 Letter to The Editor of the Cornell Daily Sun from Frank Kruppa](#)
- TCHD Press Releases:
 - [Rabies Vaccination Clinic Sept 19 2020](#)
 - [Flu Vaccine Vital as COVID-19 Persists 2020-09-14](#)
 - [Water Conservation Advisory for Tompkins County 2020-09-22](#)
 - [Seeking a Dog 2020-09-28](#)

Emerging Leaders in Public Health (ELPH) Cohort III – Kresge Foundation/Batiste Leadership

- Strategic Planning with Batiste Leadership: Planning meeting, Senior Leadership Meeting, and Board advisory committee (9/1, 9/11, 9/14).
- ELPH Convening (virtual): 9/29-9/30

Training/Professional Development

- JEDI Team (Justice, Equity, Diversity, and Inclusion): 9/16

Medical Director's Report
Board of Health
October 2020

Covid

We now are into mile 6 of this race that is a 26-mile marathon. The initial sprint is over, and the runners have sorted themselves out. Our challenges are apparent but shift with time. Our pace now must be one of measured response, ramping up and down but also saving our energy for the long road ahead of us. We are running not as an individual but as a community and some of our members are not fully with the program. For the most part, we can only run as well as the least of us. We must find a way to bring them along while we still try to keep the pace.

Nationally, cases threaten to exceed the peaks we saw in mid-summer and the death toll threatens to increase significantly as we go into 2021. Regionally, we are seeing a mixture of factors driving our increasing case load. Some of it is "Covid fatigue" (people letting their guard down and not following preventive measures), some is not realizing the implications of what they are doing (the grandparent who goes to the grandchild's birthday party. Yes, it does matter if you get together indoors and not outdoors, it does matter if you do your grocery shopping less often and plan your purchases ahead, and it is a risk if your relative comes from a higher risk area to stay with you). Some is in defiance of guidelines (going to participate in sporting events in other states and bringing back disease). And some is "spillage" into our county from nearby counties. As you know, many people live in another county and work here or vice versa and others go shopping out of county.

For the Board it is important to let your contacts know of these factors as we continue to rephrase our public health message in every way we think it that will resonate with our residents – as we try to help them keep a marathon pace.

Practitioner Bulletins

I continue to send out a weekly update. I am emphasizing practitioners' role in helping prevent breaks in preventive strategies by remembering to tell their patients:

Isolate immediately if you have reason to suspect you have Covid and isolate continually until your test is resulted.

Quarantine if your contact with others or your travel history advise quarantine and do not break quarantine until your 14 days is up and you are released. (And quarantine does not mean it is fine to drop prevention measures and quarantine with others – (We have had persons do this and then one of them becomes positive during the quarantine resulting in a fresh exposure for all the others. They then must quarantine 14 days from the last day of that new exposure).)

We are also working with testing sites in our county.

Testing sites do not always provide your patients with printed and verbal instruction to go home and isolate. Even at the best sites turnover in staff has led to breakdowns in this basic tactic to inform the public. My hope is that by practitioners counseling their patients and putting information on websites etc. that they will help get the message out in more than one manner.

Side note: recall that workers being monitored by periodic testing or persons having pre-procedure screening do not need to isolate.

Sadly, I note that the past month has seen a death due to Covid in a Tompkins County resident -an elderly individual. Prior to this the only deaths within the county were 2 persons who were transferred to CMC from another county and were already seriously ill.

Halloween and SARS-COV-2

This holiday poses its own unique challenges. Please help to share this information by posting information on your website and in your office. A good source for information that you can copy and paste or download the entire document is at:

<https://tompkinscountyny.gov/health/factsheets/coronavirussocialdistance#halloween>

important points to note:

- A costume mask is not a substitute for a protective mask. A protective mask is made of two or more layers of breathable fabric, covers the mouth and nose, and does not leave gaps around the face.
- Do not wear a costume mask over a protective cloth mask because it can be dangerous if the costume mask makes it hard to breathe. Instead, consider using a Halloween-themed cloth mask.
- If screaming will likely occur, greater distancing is advised. The greater the distance, the lower the risk of spreading a respiratory virus.

For your convenience you may click on this icon for the Halloween welcome sign and safety information:



Halloween-Welcom
eSign-SafetyInfo.pdf

October 2020 BOH Report

Community Health Services

By Rachel Buckwalter, Supervising Community Health Nurse

Communicable Disease:

- **COVID-19:** Throughout the month of September, COVID-19 response continued to be the primary activity involving case investigations, contact tracing, daily video chats or phone calls with cases during their isolation period, daily call/texts of persons on mandatory and precautionary quarantine. Response activity operations continued 7 days per week utilizing staff from multiple divisions within the department. Cases from higher education have decreased and we are now seeing cases from the community and in multiple settings (rehab, juvenile detention centers, nursing homes, schools). We are training additional staff from other county departments to assist in our efforts.
- **Anaplasmosis:** During the month of September, there were 6 reported cases of Anaplasmosis. At this time last year, there was 1 case reported. Of the 6, there were 3 females & 3 males: age range 35 to 79 years. Common complaints included, fever, HA, malaise, myalgia, nausea, body aches, fatigue, rash, pharyngitis, rigors, chills & nausea. Common lab findings included elevated liver enzymes, low white count, anemia, or low platelet count in some instances. Treatment prescribed was Doxycyline.
- **Hepatitis A:** During the month of September, there were 2 confirmed cases of Hepatitis A. **Case #1:** A 45-year-old female presented to the ER with complaints of increased abdominal pain & vomiting. Works in a Skilled Nursing Facility as a Scheduler; has no resident contact. Onset of symptoms 9/8/20; case developed left sided abdominal pain & nausea. Denied fever, SOB, diarrhea, drug ETOH use. Denied sick contacts. Case was admitted from 9/11 – 9/14. Work up revealed positive IgM, liver enzymes elevated at 4070 ALT, 7083 AST. Close contacts were given either Hepatitis A vaccine or Immunoglobulin. Case improved & was discharged to home. Contact tracing was initiated with several people coming to the health department for vaccination and counseling. **Case #2:** A 26-year-old male presented to the ER with complaint of nausea & vomiting that had begun 2 weeks prior; shortly after he stopped using cocaine. He believed that he was withdrawing. He also presented with jaundice of the eyes. Liver enzymes were elevated at 171 for AST and ALT 873. This case refused admission and left AMA. Contact tracing was initiated with several people coming to the health department to receive vaccination and counseling.

Maternal Child and SafeCare Programs:

- Community Health Nurses continue to offer and provide Maternal Child and SafeCare telehealth visits as the nurses have available time and clients can participate. SafeCare accreditation is due yearly by the end of October. The accreditation survey has been submitted and we are awaiting determination by the National SafeCare Training and Research Center.

Immunization Clinics:

Immunization clinics continued to be suspended during September due to the COVID-19 response. CHS staff continue to refer children needing VFC vaccinations to family physicians and pediatricians in Tompkins County who have agreed to provide vaccinations to children who would typically have been seen in our clinics. We have a summary of children we have referred to other providers:

Guthrie Clinic	4
Dryden Family Med	2
Cayuga Family Med	9
NE Peds	24
<u>Family Medical</u>	<u>3</u>
	42

Lead Poisoning Prevention- (11 ongoing cases and 2 new cases)

- Lead nurse Gail Birnbaum is providing care coordination to 13 children with elevated Blood Lead Levels (BLL's); this includes one new case in September. The new case is in a 1 year old with a venous blood lead level of 5.7 mcg/dl. Initial education was done over the phone by a nurse. EH staff are in the process of scheduling a home visit for an assessment of the home environment to determine possible cause of lead exposure. Cases are followed to ensure repeat testing is done as ordered and BLL's are decreasing. Discharge from lead case management will occur when two venous BLL's are less than 5mcg/dL drawn 3 months apart.

Tuberculosis-

No active TB cases currently. One case was discharged at the end of September.

N.Y.S. Department of Health
 Division of Epidemiology
 Communicable Disease Monthly Report*, DATE: 01OCT20
 Rates are defined as: Cases/100,000 population/Month

County=TOMPKINS Month=September

Disease	2020		2019		2018		2017		Ave (2017-2019)	
	Freq	Rate	Freq	Rate	Freq	Rate	Freq	Rate	Freq	Rate
ANAPLASMOSIS**	6	70.0	1	11.7	0	0.0	0	0.0	0	0.0
BABESIOSIS**	3	35.0	1	11.7	1	11.7	0	0.0	1	11.7
CAMPYLOBACTERIOSIS**	3	35.0	1	11.7	2	23.3	6	70.0	3	35.0
COVID-19	161	1879.5	0	0.0	0	0.0	0	0.0	0	0.0
CRYPTOSPORIDIOSIS**	0	0.0	5	58.4	1	11.7	3	35.0	3	35.0
ECOLI SHIGA TOXIN**	0	0.0	0	0.0	1	11.7	1	11.7	1	11.7
EHRlichiosis (CHAFEENSIS)**	1	11.7	1	11.7	0	0.0	1	11.7	1	11.7
GIARDIASIS	1	11.7	5	58.4	7	81.7	2	23.3	5	58.4
HEPATITIS A	2	23.3	0	0.0	0	0.0	0	0.0	0	0.0
HEPATITIS B, CHRONIC**	1	11.7	0	0.0	2	23.3	2	23.3	1	11.7
HEPATITIS B, INFANT PERINATAL	1	11.7	0	0.0	0	0.0	0	0.0	0	0.0
HEPATITIS C, CHRONIC**	4	46.7	2	23.3	1	11.7	4	46.7	2	23.3
INFLUENZA A, LAB CONFIRMED	1	11.7	1	11.7	1	11.7	0	0.0	1	11.7
INFLUENZA B, LAB CONFIRMED	2	23.3	0	0.0	0	0.0	0	0.0	0	0.0
LYME DISEASE** ****	13	151.8	7	81.7	4	46.7	9	105.1	7	81.7
PERTUSSIS**	0	0.0	0	0.0	0	0.0	3	35.0	1	11.7
SALMONELLOSIS**	0	0.0	1	11.7	6	70.0	0	0.0	2	23.3

Disease	2020		2019		2018		2017		Ave (2017-2019)	
	Freq	Rate	Freq	Rate	Freq	Rate	Freq	Rate	Freq	Rate
S.PARATYPHI	0	0.0	0	0.0	1	11.7	0	0.0	0	0.0
STREP, GROUP A INVASIVE	1	11.7	0	0.0	1	11.7	1	11.7	1	11.7
STREP, GROUP B INVASIVE	1	11.7	0	0.0	0	0.0	1	11.7	0	0.0
TUBERCULOSIS***	0	0.0	0	0.0	0	0.0	1	11.7	0	0.0
TYPHOID FEVER	0	0.0	0	0.0	1	11.7	0	0.0	0	0.0
ZIKA VIRUS (SYMPTOMATIC)**	0	0.0	0	0.0	0	0.0	1	11.7	0	0.0
SYPHILIS TOTAL.....	4	46.7	1	11.7	0	0.0	1	11.7	1	11.7
- P&S SYPHILIS	3	35.0	0	0.0	0	0.0	0	0.0	0	0.0
- EARLY LATENT	0	0.0	0	0.0	0	0.0	1	11.7	0	0.0
- LATE LATENT	1	11.7	1	11.7	0	0.0	0	0.0	0	0.0
GONORRHEA TOTAL.....	7	81.7	16	186.8	6	70.0	9	105.1	10	116.7
- GONORRHEA	7	81.7	16	186.8	6	70.0	9	105.1	10	116.7
CHLAMYDIA	41	478.6	56	653.7	35	408.6	36	420.3	42	490.3

*Based on month case created, or December for cases created in Jan/Feb of following year

**Confirmed and Probable cases counted

***Not official number

**** In 2017, 27 counties investigated a sample of positive laboratory results; in 2018, 30 counties sampled; in 2019, 33 counties sampled; in 2020, 36 counties sampled.

N.Y.S. Department of Health
 Division of Epidemiology
 Communicable Disease Monthly Report*, DATE: 01OCT20

Through September

Rates are defined as: Cases/100,000 population/Month

County=TOMPKINS

Disease	2020		2019		2018		2017		Ave (2017-2019)	
	Freq	Rate	Freq	Rate	Freq	Rate	Freq	Rate	Freq	Rate
AMEBIASIS	0	0.0	0	0.0	0	0.0	1	1.3	0	0.0
ANAPLASMOSIS**	21	27.2	8	10.4	5	6.5	5	6.5	6	7.8
BABESIOSIS**	8	10.4	3	3.9	1	1.3	1	1.3	2	2.6
CAMPYLOBACTERIOSIS**	14	18.2	24	31.1	23	29.8	20	25.9	22	28.5
COVID-19	402	521.4	0	0.0	0	0.0	0	0.0	0	0.0
CRYPTOSPORIDIOSIS**	13	16.9	10	13.0	11	14.3	14	18.2	12	15.6
DENGUE FEVER**	0	0.0	0	0.0	0	0.0	1	1.3	0	0.0
ECOLI SHIGA TOXIN**	8	10.4	2	2.6	3	3.9	5	6.5	3	3.9
EHRlichiosis (CHAFEENSIS)**	1	1.3	1	1.3	0	0.0	2	2.6	1	1.3
EHRlichiosis (UNDETERMINED)**	0	0.0	1	1.3	0	0.0	0	0.0	0	0.0
ENCEPHALITIS, OTHER	0	0.0	1	1.3	2	2.6	3	3.9	2	2.6
ENCEPHALITIS, POST	0	0.0	0	0.0	1	1.3	1	1.3	1	1.3
GIARDIASIS	4	5.2	21	27.2	22	28.5	6	7.8	16	20.8
HAEMOPHILUS INFLUENZAE, NOT TYPE B	1	1.3	3	3.9	3	3.9	0	0.0	2	2.6
HEPATITIS A	6	7.8	0	0.0	0	0.0	0	0.0	0	0.0
HEPATITIS B,CHRONIC**	6	7.8	4	5.2	9	11.7	21	27.2	11	14.3
HEPATITIS B,INFANT PERINATAL	1	1.3	0	0.0	0	0.0	0	0.0	0	0.0

Disease	2020		2019		2018		2017		Ave (2017-2019)	
	Freq	Rate	Freq	Rate	Freq	Rate	Freq	Rate	Freq	Rate
HEPATITIS C,ACUTE**	3	3.9	4	5.2	3	3.9	3	3.9	3	3.9
HEPATITIS C,CHRONIC**	30	38.9	31	40.2	51	66.2	48	62.3	43	55.8
INFLUENZA A, LAB CONFIRMED	525	681.0	744	965.0	463	600.6	390	505.9	532	690.1
INFLUENZA B, LAB CONFIRMED	736	954.7	28	36.3	560	726.4	147	190.7	245	317.8
INFLUENZA UNSPECIFIED, LAB CONFIRMED	0	0.0	1	1.3	0	0.0	2	2.6	1	1.3
LEGIONELLOSIS	0	0.0	3	3.9	1	1.3	2	2.6	2	2.6
LISTERIOSIS	0	0.0	0	0.0	1	1.3	0	0.0	0	0.0
LYME DISEASE** *****	37	48.0	45	58.4	45	58.4	63	81.7	51	66.2
MALARIA	2	2.6	0	0.0	0	0.0	1	1.3	0	0.0
MENINGITIS, ASEPTIC	0	0.0	1	1.3	1	1.3	3	3.9	2	2.6
MUMPS**	0	0.0	0	0.0	2	2.6	0	0.0	1	1.3
PERTUSSIS**	1	1.3	6	7.8	12	15.6	9	11.7	9	11.7
ROCKY MTN SPOT FEVER**	0	0.0	0	0.0	0	0.0	1	1.3	0	0.0
SALMONELLOSIS**	6	7.8	7	9.1	18	23.3	8	10.4	11	14.3
S.PARATYPHI	0	0.0	0	0.0	1	1.3	0	0.0	0	0.0
SHIGELLOSIS**	0	0.0	0	0.0	1	1.3	0	0.0	0	0.0
STREP,GROUP A INVASIVE	2	2.6	3	3.9	4	5.2	2	2.6	3	3.9
STREP,GROUP B INVASIVE	2	2.6	6	7.8	5	6.5	4	5.2	5	6.5
STREP,GROUP B INV,EARLY/LATE ONSET	1	1.3	0	0.0	1	1.3	0	0.0	0	0.0
STREP PNEUMONIAE,INVASIVE**	5	6.5	3	3.9	4	5.2	4	5.2	4	5.2
TUBERCULOSIS***	2	2.6	1	1.3	3	3.9	2	2.6	2	2.6

Disease	2020		2019		2018		2017		Ave (2017-2019)	
	Freq	Rate	Freq	Rate	Freq	Rate	Freq	Rate	Freq	Rate
TYPHOID FEVER	0	0.0	0	0.0	1	1.3	0	0.0	0	0.0
YERSINIOSIS**	0	0.0	2	2.6	1	1.3	0	0.0	1	1.3
ZIKA VIRUS (SYMPTOMATIC)**	0	0.0	0	0.0	0	0.0	1	1.3	0	0.0
SYPHILIS TOTAL.....	16	20.8	16	20.8	10	13.0	10	13.0	12	15.6
- P&S SYPHILIS	7	9.1	6	7.8	4	5.2	4	5.2	5	6.5
- EARLY LATENT	8	10.4	7	9.1	3	3.9	2	2.6	4	5.2
- LATE LATENT	1	1.3	3	3.9	3	3.9	4	5.2	3	3.9
GONORRHEA TOTAL.....	66	85.6	71	92.1	84	109.0	56	72.6	70	90.8
- GONORRHEA	65	84.3	71	92.1	83	107.7	56	72.6	70	90.8
- GONORRHEA,DISSEMINATED	1	1.3	0	0.0	1	1.3	0	0.0	0	0.0
CHLAMYDIA	268	347.6	353	457.9	336	435.8	315	408.6	335	434.5
CHLAMYDIA PID	0	0.0	0	0.0	1	1.3	1	1.3	1	1.3
OTHER VD	0	0.0	1	1.3	0	0.0	0	0.0	0	0.0

*Based on month case created, or December for cases created in Jan/Feb of following year

**Confirmed and Probable cases counted; Campylobacter confirmed and suspect

***Not official number

**** In 2017, 27 counties investigated a sample of positive laboratory results; in 2018, 30 counties sampled; in 2019, 33 counties sampled; in 2020, 36 counties sampled.

Children with Special Care Needs Division — (607) 274-6644

Children with Special Care Needs Highlights August 2020

Staff Activities

General overview of program work

- All CSCN staff participated in morning COVID 19 work. Two support staff removed from COVID 19 work at this time.
- All CSCN nurses and 2 full time support staff continue daily COVID 19 meeting, some COVID work assigned during the week, still covering weekends as assigned. CSCN Director included in this work.

Meetings/Committees

- Margo Polikoff participated in a 'Meet & Greet' with new Newfield CPSE Chairperson 8/17/20
- CSCN Staff participated in Zoom Meeting with Frank Kruppa & Brenda Grinnell Crosby 8/7/20
- CSCN staff meeting 8/17/20
- Barb Wright participated in the BEI All County Conference Call 8/20/20

Staff Training

- Staff participated in Regional Health Information Organization (RHIO) Training 8/17/20
- Barb Wright participated in the Preschool Medicaid Cost Report Training webinar on 8/18/20
- Keri May participated in CPR Training at CMC on 8/26/20

Deb Thomas:

- Senior Leadership Meetings-Debrief meetings every Thursday to review current COVID 19 work and Program work.
- Attended COVID morning meetings with staff
- BOH meeting 8/25/20
- Early Childhood Collaborative meeting 8/3/20
- Early Intervention Standing Committee meeting 8/4/20
- Meeting with Frank Kruppa and Cindy Lalonde on CSCN program 8/4/20
- Meeting with CSCN and Frank Kruppa and Brenda Grinnell Crosby 8/7/20
- EI Hub (software) Focus Group meeting 8/11/20
- CPSE Chairs meeting 8/14/20
- BEI All County Conference Call 8/20/20

**Daily COVID work continues with the CSCN nurses (2 assigned daily but often more is needed), CSCN Director and 2 support staff.

Children with Special Care Needs Division — (607) 274-6644

Children with Special Care Needs Highlights
September 2020

Staff Activities

General overview of program work

- All CSCN staff participated in morning COVID 19 work. Two support staff removed from COVID 19 work at this time.
- All CSCN nurses and 2 full time support staff continue daily COVID 19 meeting, some COVID work assigned during the week, still covering weekends as assigned. CSCN Director included in this work.

Meetings/Committees

- Staff participated in Zoom Budget Meeting with CSCN Director and Public Health Administrator—9/1/20
- Staff participated in Zoom Budget Meeting with CSCN Director, Public Health Director and Public Health Administrator—9/14/20
- Margo Polikoff participated in Great Ithaca Community Town Hall meeting hosted by Cornell University regarding COVID—9/16/20
- Margo attended CPSE Chairs Meeting—9/18/20
- Margo participated in NYS CYSHCN Project—LHD Webinar—9/24/20
- CSCN Staff Meeting—9/28/20
- Barb Wright & Deb Thomas met with Public Health Administrator via Zoom to review Preschool Medicaid Cost Report information—9/28/20
- Margo attended 'Be the One' meeting—9/30/20

Division Managers

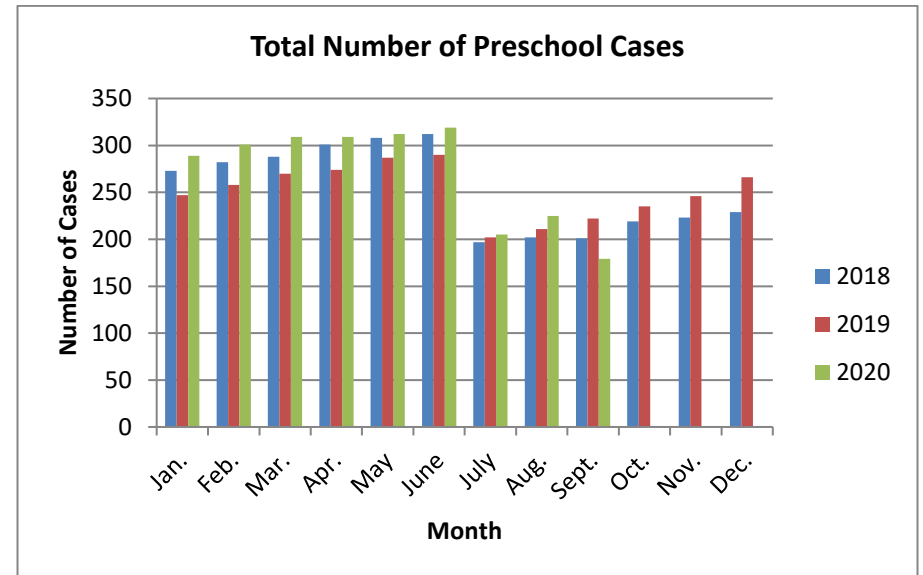
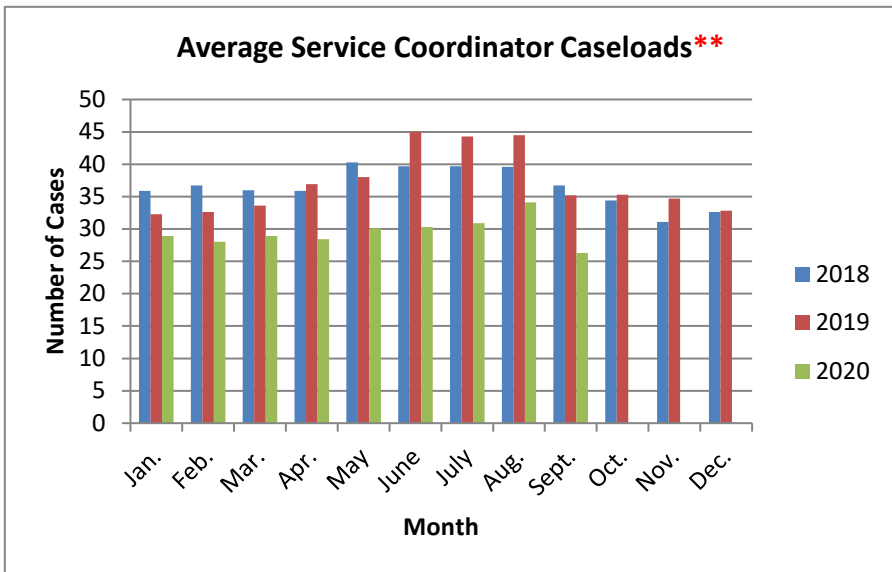
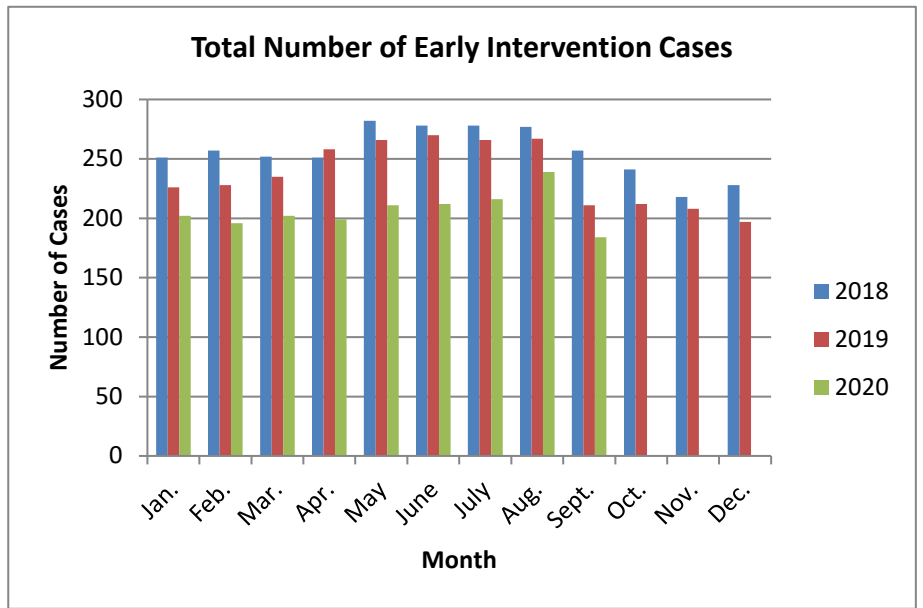
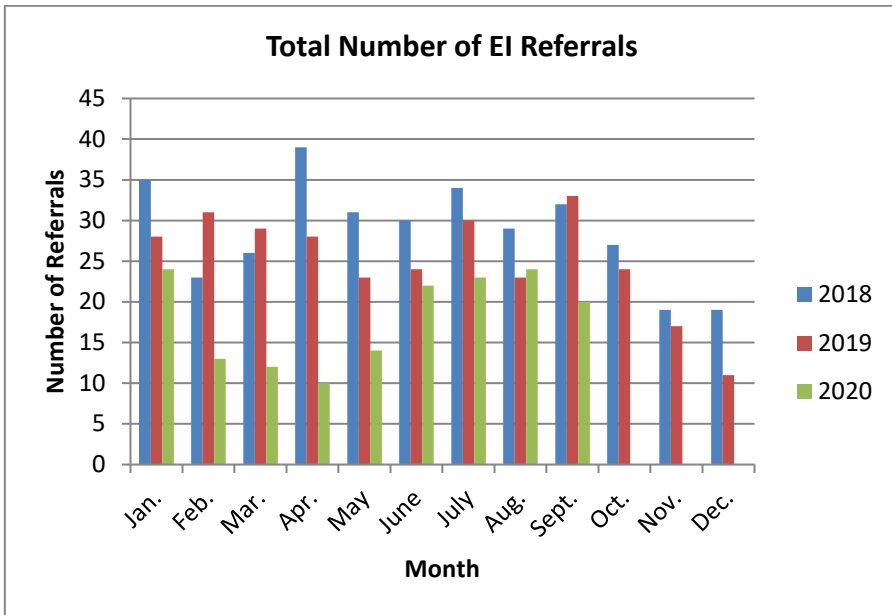
- Meeting with Leadership for COVID 19 work 9/16/20

Deb Thomas:

- Senior Leadership Meetings-Debrief meetings every Thursday to review current COVID 19 work and Program work.
- Attended COVID morning meetings with staff
- BOH meeting 9/22/20
- Meeting with Birnie Bus Administration and TCHD Administration 9/15/20
- Budget meeting with CSCN staff 9/1/20
- Birnie Bus Local supervisor meeting re start up of Preschool Special Ed 9/2/20
- COVID meeting re new staff help from Tompkins County 9/9/20
- Sr Leadership Retreat 9/11/20
- S2AY Network meeting 9/15/20
- Meeting with Head Start leadership 9/16/20
- COVID School Specialist meeting 9/17/20
- EICC live webcast 9/24/20
- RECC meeting 9/25/20

**Daily COVID work continues with the CSCN nurses (2 assigned daily but often more is needed), CSCN Director and 2 support staff.

Statistics Based on Calendar Year



** Average Service Coordinator Caseloads showing decrease due to increase in fully oriented Ongoing Service Coordinators, until June 2019 when we experienced staff retirement and leave.

**Children with Special Care Needs Division
Statistical Highlights 2020**

EARLY INTERVENTION PROGRAM

Number of Program Referrals	Jan	Feb	March	April	May	June	July	Aug	Sept	Oct	Nov	Dec	2020 Totals	2019 Totals
Initial Concern/reason for referral:														
-- DSS Founded Case				1			2		1				4	10
-- Gestational Age													0	2
-- Gestational Age/Gross Motor													0	0
-- Global Delays									1				1	1
-- Hearing													0	2
-- Physical													0	
-- Feeding	1	3	1			2	1		1				9	17
-- Feeding & Gross Motor													0	4
-- Feeding & Social Emotional													0	1
-- Gross Motor	3	1	1	2	3	6	3	4	2				25	55
-- Gross Motor & Feeding													0	2
-- Gross Motor & Fine Motor													0	1
-- Fine Motor													0	1
-- Social Emotional	2	1											3	13
-- Social Emotional & Adaptive							1						1	0
-- Speech	13	7	8	5	7	13	11	15	12				91	164
-- Speech & Feeding													0	2
-- Speech & Fine Motor													0	1
-- Speech & Gross Motor	4				2	1	3	3					13	11
-- Speech & Sensory													0	0
-- Speech & Social Emotional	1			1					2				4	4
-- Speech, Feeding & Gross Motor		1					1						2	0
-- Adaptive													0	0
-- Adaptive/Sensory			1										1	1
-- Adaptive/Fine Motor													0	0
-- Qualifying Congenital / Medical Diagnosis			1	1	2		1	1	1				7	6
-- Other -- Birth Trauma													0	2
-- Maternal Drug Use								1					1	1
Total Number of Early Intervention Referrals	24	13	12	10	14	22	23	24	20	0	0	0	162	301

Caseloads														
Total # of clients qualified and receiving svcs	176	186	186	189	199	197	192	221	164					
Total # of clients pending intake/qualification	26	10	16	10	12	15	24	24	20					
Total # qualified and pending	202	196	202	199	211	212	216	239	184					
Average # of Cases per Service Coordinator	28.9	28.0	28.9	28.4	30.1	30.3	30.9	34.1	26.3	0.0	0.0	0.0		

**Children with Special Care Needs Division
Statistical Highlights 2020**

EARLY INTERVENTION PROGRAM

Family/Client visits	Jan	Feb	March	April	May	June	July	Aug	Sept	Oct	Nov	Dec	2020 Totals	2019 Totals
-- Intake visits	21	15	11	10	11	18	19	25	15					282
-- IFSP Meetings	26	33	20	28	36	27	37	26	24					424
-- Amendments	15	18	12	3	2	1	10	11	14					203
-- Core Evaluations	17	19	9	5	10	15	16	19	18					237
-- Supplemental Evaluations	3	6	6	2	2	3	2	0	1					54
-- EIOD visits	8	6	2	0	2	1	0	0	0					13
-- Observation Visits	43	45	26	0	4	38	26	16	19					518
-- CPSE meetings	6	9	0	1	3	2	4	7	10					78
-- Family Training/Team Meetings	0	3	1	0	0	0	0	0	0					16
-- Transition meetings	4	22	18	2	3	2	3	8	17					115
-- Other Visits	3	3	0	0	0	0	8	7	1					11
IFSPs and Amendments														
# of Individualized Family Service Plans Completed	26	33	16	28	36	27	37	26	24					418
# of Amendments to IFSPs Completed	17	19	14	7	15	21	19	14	17					254
Services and Evaluations Pending & Completed														
Children with Services Pending														
-- Feeding	1	3	2	2	2	2	3	0	0					
-- Nutrition	0	0	0	0	0	0	0	0	0					
-- Occupational Therapy	3	0	1	0	0	0	1	0	0					
-- Physical Therapy	2	3	4	0	4	4	3	4	5					
-- Social Work	0	0	0	0	0	0	0	0	0					
-- Special Education	3	3	0	1	1	2	0	0	0					
-- Speech Therapy	3	7	7	7	6	3	4	1	1					
# of Supplemental Evaluations Pending	24	23	10	25	23	22	9	3	10	0	0	0		
Type:														
-- Audiological	1	5	1	5	9	4	1	1	4					
-- Developmental Pediatrician	5	7	4	5	0	5	0	0	1					
-- Diagnostic Psychological	6	0	0	0	0	0	0	0	2					
-- Feeding	3	2	1	1	1	5	2	1	1					
-- Physical Therapy	2	1	2	1	1	1	0	0	0					
-- Speech	3	2	3	6	6	5	4	1	2					
-- Occupational Therapy	4	6	6	7	6	2	1	0	0					
-- Other	0	0	0	0	0	0	1	0	0					

**Children with Special Care Needs Division
Statistical Highlights 2020**

EARLY INTERVENTION PROGRAM

Services and Evaluations Pending & Completed (continued)	Jan	Feb	March	April	May	June	July	Aug	Sept	Oct	Nov	Dec	2020 Totals	2019 Totals
# of Supplemental Evaluations Completed	7	12	8	2	5	6	9	3	3	0	0	0	55	93
Type:														
-- Audiological	2	5	4	0	1	2	4	0	1					27
-- Diagnostic Psychological	3	0	0	0	0	1	0	2	0					9
-- Developmental Pediatrician	0	0	0	0	0	0	0	0	0					3
-- Feeding	0	2	0	0	0	0	1	1	2					11
-- Occupational Therapy	1	2	2	0	3	2	1	0	0					22
-- Physical Therapy	0	0	0	0	0	0	0	0	0					9
-- Speech Therapy	1	3	2	2	1	1	3	0	0					12
-- Other	0	0	0	0	0	0	0	0	0					0
Diagnosed Conditions														
Autism Spectrum														
-- Children currently diagnosed:	2	0	0	0	0	0	0	0	0					
-- Children currently suspect:	13	15	14	14	14	5	12	7	2					
Children with 'Other' Diagnosis														
-- Athrogyriposis	1	1	1	1	1	1	1	1	1					
-- Cardiac Anomaly	0	0	0	0	0	0	0	0	1					
-- Cerebral Palsy (CP)	1	1	1	1	1	1	1	0	0					
-- Cri Du Chat	1	1	1	1	1	1	1	1	1					
-- Cleft Lip/Palate	0	0	0	0	1	1	1	1	1					
-- Down Syndrome	0	0	0	0	0	0	0	0	1					
-- Failure to Thrive	1	1	1	1	1	1	2	0	1					
-- Feeding Difficulties	24	26	33	23	21	27	26	25	19					
-- Food Protein Induced Enterocolitis Syndrome (FPIES)	0	0	1	0	1	1	1	1	1					
-- GERD	3	3	4	3	3	3	3	3	5					
-- Hearing Loss	3	4	4	4	3	3	3	2	1					
-- Hydrocephalus	1	1	1	1	1	1	1	1	1					
-- Hydronephrosis	0	0	0	0	0	1	0	0	0					
-- Hyper-IgD Syndrome	1	1	1	1	1	1	1	1	1					
-- Hypotonia	3	2	2	3	3	2	4	3	4					
-- Kallman Syndrome	0	0	0	0	0	0	0	0	1					
-- Macrocephaly	0	2	0	0	0	0	0	0	0					
-- Noonan's Syndrome	1	1	1	1	1	1	1	1	0					
-- Osteogenesis Imperfecta	2	0	0	0	0	0	0	1	0					
-- Plagiocephaly	0	2	2	2	2	0	1	0	0					
-- Prematurity	12	14	12	11	8	7	11	9	4					
-- Pulmonary Artery Stenosis	0	1	1	1	1	1	1	1	0					
-- Pyriform Aperture Stenosis w/ Hard Palate Cleft	1	1	1	1	1	1	1	1	0					
-- Spina Bifida	1	1	1	1	1	1	1	1	1					
-- Torticollis	2	2	2	2	2	2	1	1	1					

**Children with Special Care Needs Division
Statistical Highlights 2020**

EARLY INTERVENTION PROGRAM

Early Intervention Discharges	Jan	Feb	March	April	May	June	July	Aug	Sept	Oct	Nov	Dec	2020 Totals	2019 Totals
-- To CPSE	5	0	0	0	2	0	1	36	4				48	87
-- Aged out	1	1	0	0	1	2	0	10	4				19	14
-- Declined	5	0	2	0	5	4	6	2	7				31	46
-- Skilled out	1	0	0	2	0	1	0	1	0				5	37
-- Moved	1	0	3	1	4	6	3	2	0				20	24
-- Not Eligible	4	7	6	2	4	6	5	6	4				44	92
-- Other	0	1	0	0	3	0	4	5	0				13	14
Total Number of Discharges	17	9	11	5	19	19	19	62	19	0	0	0	180	314
Child Find														
Total # of Referrals	1	0	0	1	2	1	0	0	0				5	4
Total # of Children in Child Find	1	1	1	2	4	4	2	2	2					
Total # Transferred to Early Intervention	1	0	0	0	0	0	0	0	0				1	0
Total # of Discharges	6	0	0	0	0	1	2	0	0				9	9

**Children with Special Care Needs Division
Statistical Highlights 2020**

PRESCHOOL SPECIAL EDUCATION PROGRAM

Clients Qualified and Receiving Services	Jan	Feb	March	April	May	June	July	Aug	Sept	Oct	Nov	Dec	2020 Totals	2019 Totals
Children per School District														
-- Ithaca	139	143	144	144	148	149	110	111	83					
-- Dryden	57	60	62	63	62	65	43	46	41					
-- Groton	31	32	34	33	33	34	23	23	31					
-- Homer	1	1	1	1	1	1	1	1	1					
-- Lansing	22	23	23	23	24	24	5	17	11					
-- Newfield	28	28	30	30	30	30	18	17	7					
-- Trumansburg	10	13	14	14	13	15	5	10	4					
-- Spencer VanEtten	0	0	0	0	0	0	0	0	1					
-- Newark Valley	1	1	1	1	1	1	0	0	0					
-- Odessa-Montour	0	0	0	0	0	0	0	0	0					
-- Candor	0	0	0	0	0	0	0	0	0					
-- Moravia	0	0	0	0	0	0	0	0	0					
-- Cortland	0	0	0	0	0	0	0	0	0					
Total # of Qualified and Receiving Services	289	301	309	309	312	319	205	225	179	0	0	0		

Services Provided	Jan	Feb	March	April	May	June	July	Aug	Sept	Oct	Nov	Dec		
Services /Authorized by Discipline														
-- Speech Therapy (individual)	175	178	189	188	188	190	96	110	107					
-- Speech Therapy (group)	20	20	23	21	19	18	2	3	6					
-- Occupational Therapy (individual)	69	77	80	78	76	77	52	58	29					
-- Occupational Therapy (group)	1	1	0	0	0	0	0	0	1					
-- Physical Therapy (individual)	29	29	34	33	34	32	25	27	16					
-- Physical Therapy (group)	0	0	2	2	2	2	0	0	0					
-- Transportation														
-- Birnie Bus	29	28	28	27	26	26	20	23	20					
-- Dryden Central School District	4	6	6	6	6	6	0	0	7					
-- Ithaca City School District	41	39	39	39	40	40	35	33	21					
-- Parent	14	11	11	11	11	11	2	4	5					
-- Service Coordination	31	32	34	34	32	33	22	22	20					
-- Counseling (individual)	57	54	65	63	63	68	43	47	30					
-- 1:1 (Tuition Program) Aide	6	7	6	6	6	6	4	6	2					
-- Special Education Itinerate Teacher	33	32	37	37	39	42	20	22	9					
-- Parent Counseling	27	29	31	31	32	39	23	26	18					
-- Program Aide	0	0	0	0	0	1	0	1	0					
-- Teaching Assistant	0	0	0	0	0	0	0	0	0					
-- Audiological Services	4	4	4	4	4	4	2	2	1					
-- Teacher of the Deaf	3	3	3	3	3	3	3	3	2					
-- Music Therapy	0	0	0	0	0	0	0	0	0					
-- Nutrition	5	5	5	5	6	8	3	4	1					
-- Skilled Nursing	0	0	0	0	0	0	0	0	0					
-- Interpreter	0	0	0	0	0	0	1	1	0					
Total # of children rcvg. home based related svcs.	204	218	226	227	229	236	142	160	125					

**Children with Special Care Needs Division
Statistical Highlights 2020**

PRESCHOOL SPECIAL EDUCATION PROGRAM

Number of Children Served Per School District Attending Tuition Based Programs	Jan	Feb	March	April	May	June	July	Aug	Sept	Oct	Nov	Dec	2020 Totals	2019 Totals
-- Ithaca	45	44	44	44	46	46	37	37	22					
-- Dryden	43	23	23	23	22	22	12	13	17					
-- Groton	8	7	7	6	6	6	6	6	9					
-- Lansing	3	3	3	3	3	3	3	4	1					
-- Newfield	4	4	4	4	4	4	4	3	3					
-- Trumansburg	2	2	2	2	2	2	1	2	2					
-- Odessa-Montour	0	0	0	0	0	0	0	0	0					
-- Spencer VanEtten	0	0	0	0	0	0	0	0	0					
-- Moravia	0	0	0	0	0	0	0	0	0					
-- # attending Dryden Central School	8	8	8	8	8	8	0	0	7					
-- # attending Franziska Racker Centers	46	44	44	43	44	44	41	44	35					
-- # attending Ithaca City School District	31	31	31	31	31	31	22	21	12					
Total # attending Special Ed Integrated Tuition Progr.	85	83	83	82	83	83	63	65	54	0	0	0		

Municipal Representation Committee on Preschool Special Education	Jan	Feb	March	April	May	June	July	Aug	Sept	Oct	Nov	Dec	2020 Totals	2019 Totals
-- Ithaca	18	15	9	26	18	5	7	11	11				120	198
-- Candor	0	0	0	0	0	0	0	0	0				0	0
-- Dryden	6	5	5	7	6	21	0	19	6				75	77
-- Groton	6	1	1	1	11	1	2	4	2				29	25
-- Homer	0	0	0	0	0	0	0	0	0				0	1
-- Lansing	2	0	3	0	2	0	0	0	2				9	18
-- Newfield	3	0	0	0	4	2	0	1	0				10	24
-- Trumansburg	0	1	0	1	1	3	0	1	1				8	14

ENVIRONMENTAL HEALTH DIVISION
<http://www.tompkinscountyny.gov>

Ph: (607) 274-6688
Fx: (607) 274-6695

ENVIRONMENTAL HEALTH HIGHLIGHTS

August and September 2020

Rabies Clinic: Tompkins County Environmental Health held drive-thru rabies clinic at the TCAT bus garage on Saturday, August 15 and on Saturday, September 19. This September clinic had the largest attendance for any clinic with 222 pets vaccinated and could have easily handled an even higher volume while maintaining proper social distancing measures. There was tremendous support and positive feedback with many attendees hoping that this style would continue even once COVID precautions were lifted. Residents felt the clinic was more accessible to those with disabilities with the short wait times, vaccinations close to the vehicle, and the ability to remain in the vehicle while waiting. Others appreciated the ease of online preregistration and the new ability to cancel their appointment through a link in the confirmation email.

Drought: On September 22, TCHD issued a Water Conservation Advisory for Tompkins County. According to the U. S. Drought Monitor, Tompkins County and much of the Finger Lakes were experiencing moderate conditions. Cornell and the City of Ithaca issued similar advisories prior to TCHD. Environmental Health staff are meeting with representatives from the City of Ithaca, Cornell and the Southern Cayuga Lake Intermunicipal Water Commission (SCLIWC) every two weeks to review drought conditions and strategies. The moderate drought categorization continues as of October 12, 2020, although a day of fairly steady rain in early October provided some improvement in stream flow conditions, especially for Fall Creek (Cornell's source of drinking water).

EH COVID-19 Activities: The COVID-19 pandemic continues to dominate many Environmental Health activities. EH continues to be a primary contact for NY Forward complaints both for general COVID inquiries and complaints and for our regulated facilities. In response to actions by the Governor, EH COVID work expanded to include the review of COVID re-opening plans and conducting inspections for gyms and fitness facilities. The return of students to Cornell and Ithaca College brought concerns about unsafe gatherings and other complaints. This resulted in multiple meetings with law enforcement, Dispatch, members of the EOC, and others. EH is also now involved in tracking all public health related complaints that are received by TC Dispatch and then transferred to law enforcement. As the number of COVID cases spiked shortly after Cornell students returned to Ithaca, EH technical staff assisted the TCHD nursing sections with the numerous calls that must be made daily that are associated with COVID isolation and quarantine cases. This took priority over much other work from early until mid-September.

Hydrilla: The weekly herbicide treatments finished up in late August, with monitoring continuing into mid-September. Plant monitoring has found little undamaged hydrilla at these treatment areas, but small plants have been found in various places in Cayuga Inlet, Fall Creek, and the south end of Cayuga Lake outside of the treatment areas. Plant monitoring continues, and discussion has begun on where and how to treat for hydrilla in 2021. The Hydrilla Task Force has also drafted a White Paper, which provides background on hydrilla, as well as details of the task force's efforts and challenges in controlling it in Cayuga Lake.

PFOA, PFOS, and 1,4-Dioxane MCLs: On August 26, 2020, NYS adopted new drinking water standards for public water systems that set maximum contaminant levels (MCLs) of 10 parts per trillion (10 ppt) each for perfluorooctanoic acid (PFOA) and perfluorooctanesulfonic acid (PFOS), and 1 part per billion (1 ppb) for 1,4-dioxane. PFAS are manmade chemicals that have been widely used in various consumer, commercial, and industrial products since the 1950s. 1,4-Dioxane is a synthetic industrial chemical commonly associated with chlorinated solvents (particularly 1,1,1-trichloroethane [TCA]) and was widely used as a chemical stabilizer in other formulations. Public water systems will begin monitoring for PFOA, PFOS and 1,4-dioxane. The three largest water systems in Tompkins County, which each serve 10,000 or more people, must begin sampling by October 25, 2020. Water systems that serve less than 3,300 people must begin sampling by February 25, 2021. There are approximately 80 water systems of this size in Tompkins County. Initial testing will cost on the order of \$1,200 – 2,400 per water system.

Water Quality: On August 7, Mik Kern and Scott Freyburger were interviewed by Tompkins Weekly about water quality.

Human Resources: Environmental Health Public Health Sanitarian Kate Walker submitted her resignation in late August. Kate's last day was September 19, when she helped out by working at the rabies clinic. The vacancy created by her departure was posted for 30 days and we are in the process of reviewing applications for the position.

On August 3, EH received much needed administrative support from Meegan Beckley, an Administrative Assistant 2 from Mental Health. Meegan was temporarily reassigned to assist with intake of phone calls and emails related to COVID complaints along with other EH administrative support. Meegan has been an extremely helpful addition during this time and EH greatly appreciates the flexibility of Meegan and Mental Health for providing the assistance.

Virtual Meetings and Conference Calls:

- Tompkins County Strategic Planning Committee Meeting: Sept 23 - Becky Sims, Cynthia Mosher, René Borgella
- JEDI or Diversity Inclusion Team-related meetings: August 14, 19, 21, September 11 – Cynthia Mosher and/or René Borgella
- NYS Conference of Environmental Health Annual Business Meeting: September 16 – Liz Cameron
- Hydrilla Monthly Task Force: August 12, September 9 - Mik Kern
- Drought Meetings: Sept 16, 17, 22, and 30 – Liz Cameron, Scott Freyburger, and Adriel Shea
- SLT Leadership and Team Building: September 11 – Liz Cameron
- COVID Complaints Management: August 11, 12 – Clayton Maybee, Skip Parr, Liz Cameron, and Mike Robson
- COVID Gyms Team Coordination Meetings: August 18, 21, 31, September 18, 23, 24, 30 – Clayton Maybee, Mik Kern, Scott Freyburger, Diana Crouch, and/or Liz Cameron
- COVID Enforcement-related Meetings: August 4, 7, 12, 13, 14, 20, 21, 25, 28, September 1 - Skip Parr/or Liz Cameron
- Data Tracking for EOC: September 15 – Brenda Coyle
- Vitals Coverage: August 4, 5, 11, 12, 18, 19, 25, 26, and September 1, 2, 8, 9, 15, 16, 21, 22, 29, 30 – Brenda Coyle
- Accela/ITS/sCube: August 5, 19, September 11, 16, 18, 28 – Brenda Coyle and/or Liz Cameron
- County Staff Town Halls: August 14, 28, and September 11, 18 – interested EH staff
- EH Staff Meeting: August 4 – all EH staff
- EH Support Staff Meeting: August 20, September 1, 24 – Caitlin Feller, Brenda Coyle, Meegan Beckley, Skip Parr, and Liz Cameron
- EH Managers: August 10, 18, 27, 28, September 1, 18 - Skip Parr, Kristee Morgan, Adriel Shea, and Liz Cameron, and/or Brenda Coyle
- TCHD Briefings: September 10, 17, and 24 – Liz Cameron
- Regional Control Room Calls: August 3, 4, 7, 10, 12, 14, 17, 25, 26, 31, September 3, 8, 9, 15, 16, 21, and 22 - Skip Parr, Liz Cameron
- Statewide CEHD-CEH calls: August 4, 11, 18, and September 15 – Skip Parr, Liz Cameron, and/or Kristee Morgan

Training:

Cynthia Mosher attended a 2-day Legionella webinar on August 19 and 20 that covered concerns with reopening/increased usage of public and residential water systems after a low use event like during the COVID shutdown.

Adriel Shea participated in a NYSDOH webinar on September 23 on "An overview of the MCLs for PFOA, PFOS and 1,4 Dioxane with NYSDOH."

René Borgella participated in a Public Health and Racism webinar on September 1 called, "A public health perspective on dismantling systemic racism: What role for health departments?"

René Borgella participated in a webinar on September 29 on Human Rights & Public Health: Intersecting Pandemics: COVID-19, Racism, Addiction & Poverty.

All EH Technical staff completed COMM Care training in early September 4.

Boil Water Orders (BWO)

New:

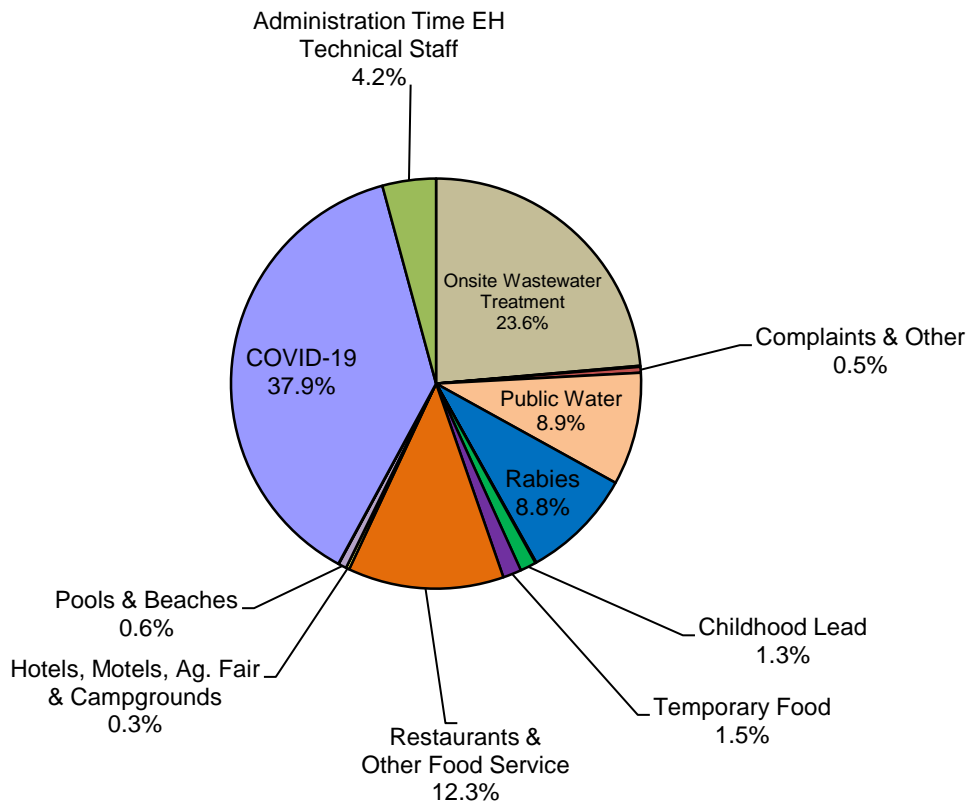
- A BWO was issued on 8/19/20 at Spruce Row Campground, T-Ulysses, due to inadequate disinfection. The chlorine residual was restored, satisfactory samples were collected and the BWO was released on 8/21/20.
- A BWO was issued on 9/8/20 at Glenwood Apartments, T-Ulysses, due to the reported presence of E. Coli. An assessment was performed by TCHD staff showed that the chlorine residual was lower than required and that the sampling location may have been a factor. Chlorine residual was adjusted, satisfactory samples were collected and the BWO was released on 10/19/20.
- A BWO was issued on 9/28 at Fountain Glow Apartments, T-Dryden due to lose of chlorine residual and a reported positive total coliform sample. Chlorine residual has been re-established and TCHD is the results of resampling prior to releasing the BWO.

Continuing:

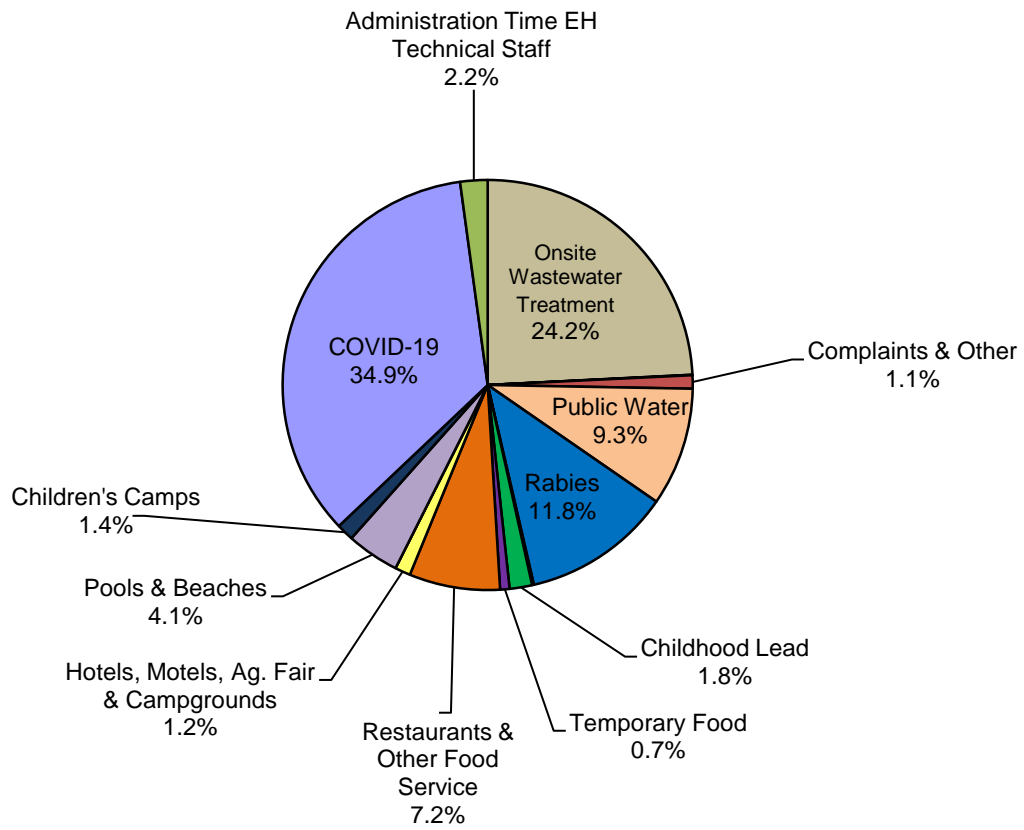
- The BWO issued on 10/25/19 remains in effect for Hanshaw Village Mobile Home Park, T-Dryden. Engineering plans have been received and reviewed by TCHD to address treatment issues with the system. The park has been given a deadline of April 15th to complete the required modifications to the system to release the BWO. The boil water order will remain in effect until modifications have been made.
- The BWO issued on 4/23/20 remains in effect for TOSA Apts, T-Dryden. TCHD is awaiting information from the operator to schedule an inspection to release the BWO.

EH Programs Overview:

Staff Time in Environmental Health Programs - August 2020



Staff Time in Environmental Health Programs - September 2020



**Division of Environmental Health
Summary of Activity (2020)**

	Jan	Feb	Mar	Apr	May	June	July	Aug	Sept	Oct	Nov	Dec	YTD	2019 Totals
FOOD PROTECTION PROGRAM - Restaurants & Other Food Service														
Permitted Operations (540 Permitted Operations*)														
Inspections & Site Visits**	54	87	37	0	0	6	15	31	38				268	1023
Critical Violations	6	30	13	0	0	0	0	2	9				60	328
Other Violations	17	36	17	0	0	3	13	15	30				131	389
Plans Approved	1	2	1	0	0	0	1	0	1				6	16
Complaint Investigations	2	3	1	0	0	0	3	3	0				12	38
Temporary FSE (375 Estimated Operations)														
Permits Issued	3	14	4	0	0	2	2	2	8				35	386
Inspections & Site Visits**	1	6	1	0	0	0	0	0	0				8	189
Critical Violations	0	4	1	0	0	0	0	0	0				5	86
Other Violations	0	0	0	0	0	0	0	0	0				0	28
MOBILE HOME PARKS (42 Permitted Operations, 2030 Lots*)														
Inspections & Site Visits**	3	0	0	0	0	0	0	0	0				3	25
Critical Violations	0	0	0	0	0	0	0	0	0				0	18
Other Violations	0	0	0	0	0	0	0	0	0				0	77
Complaint Investigations	0	0	0	0	0	0	1	0	0				1	5
TEMPORARY RESIDENCES - Hotels & Motels (34 Permitted Operations, 2022 Rooms*)														
Inspections & Site Visits**	8	2	0	0	0	0	1	1	0				12	44
Critical Violations	4	3	0	0	0	0	0	0	0				7	0
Other Violations	35	23	0	0	0	0	0	0	0				58	129
Complaint Investigations	0	0	0	0	0	0	0	0	0				0	8
MASS GATHERING (Fingerlaks GrassRoots Festival)														
Inspections & Site Visits**	0	0	0	0	0	0	0	0	0				0	62
Critical Violations	0	0	0	0	0	0	0	0	0				0	22
Other Violations	0	0	0	0	0	0	0	0	0				0	35
Complaint Investigations	0	0	0	0	0	0	0	0	0				0	0
CAMPGROUNDS & AGRICULTURAL FAIRGROUNDS (13 Operations, 1042 Sites*)														
Inspections & Site Visits**	0	0	0	0	1	2	6	3	0				12	62
Critical Violations	0	0	0	0	0	0	0	1	0				1	22
Other Violations	0	0	0	0	0	0	1	1	0				2	35
Complaint Investigations	0	0	0	0	0	0	0	1	0				1	0
CHILDREN'S CAMPS (Anticipated 32 Operations)														
Inspections & Site Visits**	0	0	1	0	0	0	6	1	0				8	71
Critical Violations	0	0	0	0	0	0	0	0	0				0	5
Other Violations	0	0	0	0	0	0	0	0	0				0	14
Injury/Illness Investigations	0	0	0	0	0	0	0	0	0				0	14
Complaint Investigations	0	0	0	0	0	0	0	0	0				0	0
SWIMMING POOLS & BATHING BEACHES - (59 Operations*)														
Inspections & Site Visits**	10	11	5	0	0	18	23	22	1				90	136
Critical Violations	1	2	0	0	0	2	4	5	0				14	14
Other Violations	16	16	3	0	0	16	10	11	1				73	74
Injury/Illness Investigations	0	0	0	0	0	0	0	0	0				0	0
Complaint Investigations	0	0	0	0	0	0	0	0	0				0	1
PUBLIC WATER SYSTEMS (PWS) (89 Community PWS, 59 Other PWS*)														
Inspections & Site Visits**	1	8	1	0	1	0	7	5	0				23	172
Boil Water Orders Issued	0	1	0	1	0	0	0	1	2				5	23
Disinfection Waivers (Total)	21	21	21	21	21	21	21	21	21				n/a	21
Complaint Investigations	0	0	0	0	0	0	0	0	0				0	1

Division of Environmental Health
Summary of Activity (2020), cont'd

ON-SITE WASTEWATER TREATMENT SYSTEMS (OWTS)														
Permits Issued	16	11	13	17	15	40	37	26	27	0	0	0	202	227
New Construction/Conversions	12	8	6	3	8	15	19	17	17				105	113
Replacements	4	3	7	14	7	25	18	9	10				97	114
Completion Certificates Issued	25	15	5	6	7	12	23	26	21	0	0	0	140	183
New Construction/Conversions	13	7	2	3	6	5	8	14	4				62	85
Replacements	12	8	3	3	1	7	15	12	17				78	98
ENGINEERING PLAN REVIEWS														
Realty Subdivisions	0	0	1	1	0	0	0	0	0				2	4
OWTS	1	3	0	1	2	1	5	0	0				13	30
Collector Sewer	0	0	0	0	0	0	0	0	0				0	1
Public Water Systems	0	0	0	0	0	0	0	0	0				0	4
Water Main Extension	0	1	0	1	1	0	0	0	0				3	6
Cross-Connection Control Devices	3	3	1	0	0	1	1	1	1				11	16
Other Water System Modification	0	1	0	0	0	0	0	0	0				1	4
Other Engineering Reviews	0	1	0	0	0	0	0	0	0				1	3
RABIES CONTROL PROGRAM														
Potential Human Exposure Investigations	23	22	25	14	41	88	61	129	36				439	512
Human Post-X Treatments	1	3	3	1	7	36	21	38	9				119	115
Animal Specimens Tested	3	6	5	3	16	31	16	82	14				176	201
Animals Testing Positive	1	1	1	1	1	2	1	1	0				9	11
Rabies Clinics Offered	1	0	0	0	0	0	0	1	1				3	11
Dogs Vaccinated	91	0	0	0	0	0	0	91	pending				182	643
Cats Vaccinated	52	0	0	0	0	0	0	52	pending				104	439
Ferrets Vaccinated	0	0	0	0	0	0	0	0	pending				0	0
Pet Quarantine	0	1	0	0	0	0	0	1	0				2	3
CHILDHOOD LEAD PROGRAM														
Children with Elevated Blood Lead Levels	1	3	0	0	3	2	2	pending	pending				11	3
Sites Inspected	0	4	0	0	0	0	2	pending	pending				6	4
Abatements Completed	0	0	0	0	0	0	0	pending	pending				0	0
Lead Assessments Sent	0	0	0	0	0	0	0	pending	pending				0	2
FOIL REQUESTS														
Total Received	4	3	3	6	5	2	5	4	2				34	44
ADOLESCENT TOBACCO USE PREVENTION ACT (ATUPA) (61 Operations *) & CLEAN INDOOR AIR ACT (CIAA)														
ATUPA (Adult & Minor) Compliance Checks	7	10	41	0	0	0	0	3	7				68	112
Violations	0	0	2	0	0	0	0	0	0				2	1
CIAA Complaints	0	0	1	0	0	0	0						1	2
COMPLAINTS - Facility & General/Nuisance														
Complaint Investigations Opened	7	13	6	3	1	3	1	6	0				40	115
ENFORCEMENT ACTIONS														
Total Cases	5	4	0	0	4	1	0	0	0				14	41
Cases Related to FSE	2	3	0	0	0	0	0	0	0				5	28
BOH Penalties Assessed	\$5,000	\$1,900	\$0	\$0	\$1,400	\$3,000	\$0	\$0	\$0				\$11,300	\$30,100
BOH Penalties Collected	\$1,800	\$600	\$4,500	\$0	\$0	\$2,300	\$500	\$800	\$0				\$10,500	\$36,333
CUSTOMER SERVICE/SUPPORT														
Calls Received	637	544	1162	720	1161	1256	1445	1502	1297				9724	n/a
Walk-In Customers	60	101	48	5	10	7	12	8	10				261	n/a
TCEH Emails Received	130	192	482	406	418	621	717	664	541				4171	n/a
Applications Processed	77	204	150	95	88	142	87	115	123				1081	2119
Payment Receipts Processed	40	159	137	51	95	137	66	102	119				906	1526
Renewals/Billings Sent	264	41	22	140	2	0	99	41	33				642	825

* As of 1/1/2020

** Includes Pre-op, Inspection, Re-inspection, HAACP, Field Visits, Sanitary Surveys

Food Program Detailed Report:

The results of food service establishment inspections conducted in Tompkins County can be viewed directly on the Environmental Health website (<http://www.tompkinscountyny.gov/health/eh/food/index>). Inspections can be sorted to meet the needs of the viewer (by facility, date, etc.) by clicking on the column heading of interest. This is a valuable tool for easily providing information to the public.

The following plans were approved this period:

- La Bodega, C-Ithaca

New permits were issued for the following facilities:

- Casablanca Pizzeria, C-Ithaca
- Collegetown Bagels – College Ave., C-Ithaca
- Darling Cakes, T-Newfield
- Greenhouse Café & Cocktail Lounge, C-Ithaca
- Oasis Fellowship Kitchen, C-Ithaca
- Stella's Barn LLC – Mobile, Throughout Tompkins
- Stone Bend Farm, Throughout Tompkins

Critical Violations were found at the following establishments:**Kelly's Dockside Kafe, C-Ithaca**

Food service staff were observed to not be wearing masks. This was a repeat violation. Public Health Directors Orders were issued to the facility.

Subway – Walmart #35087, C-Ithaca

Potentially hazardous foods not kept at or below 45°F during cold holding. Products in cold holding were observed to be at 51°F. Products were moved to walk-in cooler to be rapidly chilled to 45°F or less before use.

Lincoln Street Diner, C-Ithaca

Potentially hazardous food was not held at or above 140°F during hot holding. Product in hot holding was observed to be at 81°F. Product was discarded during the inspection.

Moe's Southwest Grill, C-Ithaca

Enough hot holding equipment was not maintained to keep potentially hazardous foods above 140°F in hot holding. Products in a hot holding unit were observed to be at 120-135°F. The products were discarded during the inspection and the unit was taken out of service.

Sunset Grill, T-Ithaca

Potentially hazardous foods not kept at or below 45°F during cold holding. Products in cold holding were observed to be at 50-55°F. Products were moved to walk-in cooler to be rapidly chilled to 45°F or less before use.

Enzo's Pizzeria, C-Ithaca

Potentially hazardous foods not kept at or below 45°F during cold holding. Product in cold holding was observed to be at 50°F. Products was discarded during the inspection.

Potentially hazardous food was not held at or above 140°F during hot holding. Product in hot holding was observed to be at 73°F. Product was discarded during the inspection. Facility has a waiver for time as a public health control but was not maintaining temperature log sheets.

Hope's Events & Catering, V-Cayuga Heights

Potentially hazardous foods not kept at or below 45°F during cold holding. Product in cold holding was observed to be at 49°F. Product was removed from service and rapidly chilled to 45°F or less before use.

Potentially hazardous foods were not stored under refrigeration. Products on a counter were observed to be at 80°F. The product was removed from service during the inspection.

U-Tea, C-Ithaca

Potentially hazardous foods not kept at or below 45°F during cold holding. Product in cold holding was observed to be at 54°F. Product was removed from service and rapidly chilled to 45°F or less before use.

Spring Buffet, C-Ithaca

Potentially hazardous foods not kept at or below 45°F during cold holding. Product in cold holding was observed to be at 50-54°F. Product was removed from service and rapidly chilled to 45°F or less before use.

Summary of Open BOH Enforcement Actions:

Date of BOH Action	Facility	Owner/ Operator	Basis for Action	Penalty Assessed	Next BOH Order Deadline	Status
6/22/20	TOSA Apartments	Tony Busse	Public Water – Violation of BOH Orders	\$3,000	Payment due 8/15/20.	Monitoring Compliance
5/26/20	Brew 22 Coffee and Espresso	Riley Brewer	Public Water – Violation of Monitoring Requirements	\$400	Payment due 7/15/20.	Late payment letter sent. Monitoring Compliance